SCALE 1:500

KEY

- OWNERSHIP BOUNDARY
- EXISTING TREES RETAINED
- EXISTING BROADLEAVED TREES TO BE RETAINED
- EXISTING HEDGES RETAINED
- EXISTING GRASS RETAINED
- PROPOSED LIME TREES (TILIA)
- PROPOSED WHITEBEAM (SORBUS)
- PROPOSED WOODLAND (MIX OF EHS FEATHERED TREES & TRANSPLANTS)
- PROPOSED BEECH HEDGE
- PROPOSED HARD WEARING GRASS
- PROPOSED WOODLAND GRASS MIX
- PROPOSED ROOT BARRIER TO PROTECT SERVICES
- BT ROUTES
- ELECTRICITY
- WATER SUPPLY
- SURFACE WATER
- FOUL WATER

Note:
Where trees are located near to services, a root inhibiting membrane will require to be incorporated (no trees planted within 2m of services).
No trees planted within 2m of the refuse compound fencing to allow access for maintenance.

TREES

Ref	No.	Species	Specification	Centres
	4	Tilia cordata 'Green Spire'	Extra Heavy Standard. 3x transplanted. 14-16cm girth. 4.25 -6m height. 2m clear stem. Single straight leader. Well balanced crown. Rootballed	as shown
	3	Sorbus aria 'Lutescens'	Extra Heavy Standard. 3x transplanted. 14-16cm girth. 4.25 -6m height. 2m clear stem. Single straight leader. Well balanced crown. Rootballed	as shown

WOODLAND MIX - 1130m² = 511 plants

		A1	A2	A3	A4	A5	A6	A7	Total	
		80m²	36m²	98m²	157m²	313m²	139m²	307m²	1130m²	
		38no. (total)	20no. (total)	48no. (total)	70no. (total)	140no. (total)	59no. (total)	136no. (total)	511no.	
Alnus glutinosa	Transplant, 1+1 40-60cm. Bareroot	5	2	6	10	20	6	14	**63**	1500mm
Alnus glutinosa	Small Feather. 2x. 1.25-1.5m ht. Bareroot	4	2	5	8	16	2	4	**41**	1500mm
Alnus glutinosa	Large feather. 2x. 1.75-2m ht. Bareroot	2	1	3	1	4	2	5	**18**	1500mm
Betula pendula	Transplant, 1+1 60-80cm. Bareroot	5	2	6	10	20	6	14	**63**	1500mm
Betula pendula	Small Feather. 2x. 1.25-1.5m ht. Bareroot	4	2	5	8	16	2	4	**41**	1500mm
Betula pendula	Large feather. 2x. 1.75-2m ht. Bareroot	2	1	3	2	4	2	5	**19**	1500mm
Betula pubescens	Transplant, 1+1 40-60cm. Bareroot	4	2	5	8	16	6	14	**55**	1500mm
Betula pubescens	Small Feather. 2x. 1.25-1.5m ht. Bareroot	1	1	1	2	4	2	4	**15**	1500mm
Betula pubescens	Large feather. 2x. 1.75-2m ht. Bareroot	2	1	3	2	4	2	5	**19**	1500mm
Pinus sylvestris	Small Feather. 3x. 1.25-1.5m ht. Rootball	2	1	3	5	8	3	7	**29**	1500mm
Prunus avium	Small Feather. 2x. 1.25-1.5m ht. Bareroot	1	1	1	2	4	2	4	**15**	1500mm
Prunus avium	Large feather. 2x. 1.75-2m ht. Bareroot	1	1	1	2	4	1	3	**13**	1500mm
Quercus petraea	Transplant, 1+1 40-60cm. Bareroot	-	-	-	-	-	6	14	**20**	1500mm
Quercus petraea	Large feather. 2x. 1.75-2m ht. Bareroot	-	-	-	-	-	2	4	**6**	1500mm
Quercus robur	Transplant, 1+1 60-80cm. Bareroot	-	-	-	-	-	6	14	**20**	1500mm
Quercus robur	Small Feather. 2x. 1.25-1.5m ht. Bareroot	-	-	-	-	-	2	4	**6**	1500mm
Sorbus aucuparia	Transplant, 1+1 40-60cm. Bareroot	4	2	5	8	16	6	14	**55**	1500mm
Sorbus aucuparia	Small Feather. 2x. 1.25-1.5m ht. Bareroot	1	1	1	2	4	1	3	**13**	1500mm

Note: plant in groups of 3-9 of the same species and mixed sizes of each species. Quantities have been based on 1.5m centres, however, spacing does not need to be regularly at this density. For a more natural look, plant some trees a little closer together (closest 1.2m centres) and in areas A6 and A7, leave one or two small glades.

HEDGE - 37 linear meters = 247 plants in double staggered row at 300mm centes

247	Fagus sylvatica	Transplant, 1+2. 100-125cm height. Bareroot	300mm

ESTABLISHMENT & MAINTENANCE SCHEDULE

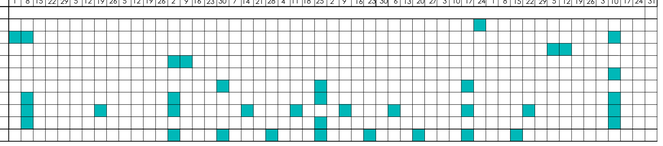

SPECIFICATION NOTES:

EXISTING TREES & SOIL CONDITIONS

All existing trees are to be removed, as recommended in:
Investigation Report, 25 March 2020 - prepared by Scottish Water (Incident Ref - 70005062) and Tree Safety and Management Recommendations- prepared by Donald Rodger Associates Ltd April 2020

Trees are to be carefully felled, by suitably qualified Tree Surgeon.
All stumps and large roots are to remain in situ with stumps cut down as close as possible to ground level. The soil is likely to be acidic and compacted and may be shallow. Test pits shall be dug as directed to establish topsoil depth to subsoil or rock. Topsoil to be sampled across the site and lab tested to establish existing quality and the requirement for any ameliorants.

PLANTING

Planting will comprise a mix of transplants, feathered trees and extra heavy standard trees. All tree planting to be carried out Nov 2020 - March 2021. See details opposite.

Transplants to be pit planted into existing soil as shown in detail opposite at 1.5m centres. Albacote NPK fertiliser or equal approved to be applied as per the manufacturers instructions. Backfill to comprise existing site topsoil incorporating 25% Treestart compost or similar approved. Each transplant plant shall be protected from vermin by a 600mm high, 200mm dia. green tree shelter by Tubex or similar approved. Each shelter shall be securely fastened to a 32mm square timber stake 1.2m long driven into the soil and trimmed to suit. The stake shall be attached to the shelter using three cable ties or similar. Each plant to receive a 500x500mm oxo-degradable woven polypropylene mulch mat secured to the soil using 4No. 140mm long oxo-degradable polypropylene anchor pegs.

Feathered trees and Extra Heavy Standard trees are to be planted in prepared pits as shown including stakes ties and rabbit guards.

GRASS SEEDING

Grass seeding to be carried out following tree planting (April 2021) with Germinal A6 Supreme Shade and Scotia Seeds Woodland Meadow Mix (or similar approved). Sow at a rate of 35gms/m² (A6) or 5gms/m² (woodland seed mix) to suppliers recommendations. Mixes tolerate shade and drought. Maintain good ground cover. Use a pre–seed fertiliser prior to sowing to provide good nutrient levels.

Germinal A6 Supreme Shade	360m²
Woodland Meadow Mix	4410m²

LOGPILE HABITATS

Felled logs recovered from the site to be cut into manageable lengths of 1-2m depending on diameter to be stacked up to 1m high to form a pyramidal shape, 6No. evenly distributed through the site. Lay logs (min.100mm dia.) on their sides, laying the largest diameter logs first to form the base, the log diameters should decrease with each layer. If required, stabilise the log pile with 60mmdia 750mm long pegs (treated wood), driven at an angle, along each length of the base of the pile. Log piles to be placed equidistant from each other and orientated as such that their longest side faces to the south.

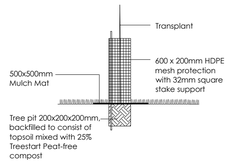

TRANSPLANT TREE PIT DETAIL - NTS

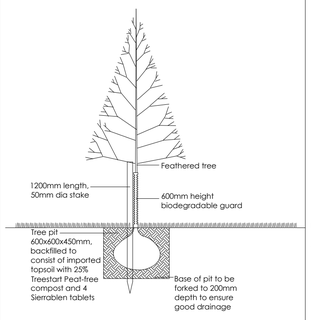

FEATHERED TREE PIT DETAIL - NTS

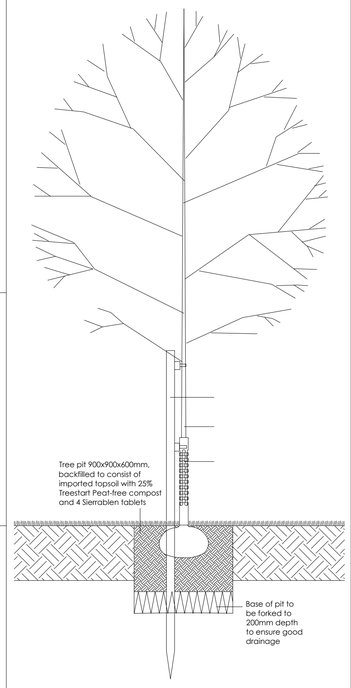

EXTRA HEAVY STANDARD TREE PIT DETAIL - NTS

NO.		DATE
C	PROPOSED TREE POSITIONS ADJUSTED	17.07.20
B	ISSUED FOR INFORMATION	16.07.20
A	ISSUED FOR INFORMATION	11.06.20
-	ISSUED FOR INFORMATION	04.06.20

REVISIONS

Scottish Water
Trusted to serve Scotland

SPECIALIST SERVICE DELIVERY

PROJECT:
SCOTTISH WATER OFFICE
FAIRMILEHEAD, EDINBURGH

STATUS:
ISSUE

DRAWING TITLE:
MIXED WOODLAND
Planting Plan

DRAWING NUMBER:	NORTH
5376.103	

REVISION:	SCALE:	SHEET:
C	1:500@A1	A1
DATE:	DRAWN:	CHECKED:
27.05.20	BC	SYI